

Dental Unit Line CARE 33  
Top mounted



Personalizing Instrument Handling  
Free stretching  
Easy reaching




Clamshell Type Film Viewer  
Close the film viewer, more space.

Automatic Check on the Rack  
Micro switch with automatic fault checking function  
Durable silicon tubes for all instruments


Special "Anti-resorption "System  
Avoid second pollution.

Clean and Sanitary  
Silicon pad on the instrument tray—  
Protection from chemical corrosion  
Autoclavable to avoid cross-infection

Safety and Protection  
With protection device to make  
sure the operation safety.



Special "Anti-resorption" System  
Avoid second pollution  
Hanging Rack Switch's Automatic Checking System  
Microswitch's automatic checking function.



Dental Unit Line CARE 33



**Runyes®**  
FOCUS ON DENTAL  
Ningbo Runyes Medical Instrument Co.,Ltd.  
Add:No. 456, Tonghui Road, Jiangbei Investment & Pioneering Park C, Ningbo  
Tel:+86-574-27709922 Fax:+86-574-27709923  
Http://www.runyes.com E-mail:runyes@runyes.com

Perfect your clinic!

**Runyes®**  
FOCUS ON DENTAL



## Dental Unit Line

CARE 33  
Down mounted

Adjustable Lamp  
Light and flexible  
Model:D2

Nurse Station  
Water-gas transformation function  
Time delay function—avoid pipeline jam

Unique Design of the Basin  
Sloping surface  
Automatic cleaning

Adjustable Mouth Wash Temperature  
Water temperature—adjustable

Integrated Arm  
Aluminum injection  
Adjustable positioning type

Linkage Structure  
Adjustable chair position  
Chair-back moves as the cushion moves.

Safety Protection  
With protection device to make sure the  
operation safety.

Stainless Steel Foot Control  
Stepless speed adjustment  
Available control of mouth wash and basin water

Foot Pedal  
Durable PU material  
Available control of chair up-down movement




FARO LED lamp  
—available for option  
—Model:D4



LED lamp  
—available for option  
—Model:D3



Detachable filter for easy cleaning  
Dirt separator—avoid jam



Water storage can be taken down and refilled.




Double-joint head setting creates a satisfying  
position and is accessible to special patients  
such as children.



Luxury Doctor's Chair ( For standard  
configuration)



Luxury Nurse's Chair ( For Option )



### Dental Unit Standard Configuration and Features

Dental Unit Standard Configuration:		Features
Handpiece tube	3 sets	Adopt imported pipes
Imported 3-way syringe	1 set	Imported from Italy
Three-way syringe	1 set	Constant water temperature
Mouth wash heating system	1 set	Adjustable range: 30℃ ~ 45℃
Suction system	1 set	Water-air exchange function; time delay function
Strong suction system	1 set	Time delay function
Oral halogen lamp	1 set	With strong and weak light choices
Film viewer	1 set	Special clamshell type film viewer
Rotatable side-box	1 set	Available for four-hand operation
Clean water system	1 set	Easy refilling from the top cover of the side box
Air lock type arm	1 set	Electronic controlled air lock switch
Foot control	1 set	New type multi-functional footswitch
Dentist chair	1 piece	Human body engineering design, beautiful and practical
Water and electricity general switch	1 set	Easy for control
Optional:	high and low speed hand piece/ oral camera/ ultrasonic scaler/ LED curing light / fiber optic/LED lamp/monitor holder	

### Dental Chair Standard Configuration and Features

Dental Chair Standard Configuration	Features
Power-driven dental chair	1. Linkage system, in line with the principle of human body engineering design, makes patients more comfortable. 2. With safety device to protect the operational safety of doctors. 3. Italian style dental chair.
Cushion and back	When the high speed handpiece is working, dental chair will automatically keep locked to ensure the operation safety of the doctors.
Digital computer program setting	Three chair position user-defined memory
Integrated PU base	Perfect combination of luxury and steady.

Parameters	Package/ Weight	Packaging Size (carton)
Power supply AC 220V 50Hz/60Hz	Chair	1550x910x890mm
Water supply 0.2 MPa ~ 0.4MPa	Unit	1550x1240x1280mm
Air supply 0.55MPa ~ 0.6MPa	Dental unit	N.W. 226KG G.W. 360KG

#### Clinic layout

